




# END LOADER

Washer/Extractor



U.S.A.

ISO 9001:2015 Certified  
(Quality Management System)

All Braun Products are Proudly  
Manufactured in the U.S.A.

[gabraun.com](http://gabraun.com)

# END LOADER

## STANDARD MODELS

- Available in a processing capacity of 400 lbs. dry weight load size
- Ideal for low ceiling installations and washrooms with limited space
- Thorough wash action and high-speed extraction assure high-quality washing
- Inverter controlled wash and extract speeds.
- Easily adjustable belt tensioning system and accessible guarding
- Durable shaft mounted full area friction brake.
- Suspension guarding
- Strength and durability – the highest quality materials and simple, rugged design make this a truly heavy-duty machine.

## CONTROL PANEL

Standard on all Braun End Loader machines, touch screen controls are simple, intuitive, easy to use, and control all major machine functions.

## SPECIFICATIONS

For detailed equipment specifications please consult with your Braun Regional Sales Manager or contact us by email at [equipmentspecifications@gabraun.com](mailto:equipmentspecifications@gabraun.com)


## AUTOMATIC SAFETY AND AUTO LOAD REBALANCE TECHNOLOGY

Optical sensors on Braun End Loaders will instruct the machines to:

- Automatically shut down if they are out of balance
- Automatically balance loads prior to moving into the extraction phase to evenly distribute wet goods against the cylinder, eliminating the need for artificial counterbalance


## BRAUN'S NEUTRON SUSPENSION

- Unsurpassed vibration dampening allows for installation without a foundation, even on upper floors that can hold the static weight of the machine!
- Isolates vibration from the workspace
- Promotes less wear on major end components for exceptional durability and machine longevity
- Provides for consistent wash performance



## SINGLE MOTOR DRIVE

- Single motor drive is standard on Braun's 400 lb. End Loader
- Single motor drive – durable and proven drive components



Endloader Single Motor Drive



ISO 9001:2015 CERTIFIED  
(Quality Management System)

**G.A. Braun, Inc.**  
79 General Irwin Boulevard  
N. Syracuse, NY 13212

Mail to:  
P.O. Box 3029  
Syracuse, NY 13220-3029

Phone  
1-800-432-7286

Fax  
(315) 475-4130

Parts Help Desk  
1-800-432-7286 X 1

Service Help Desk  
1-800-432-7286 X 2



U.S.A.

All Braun Products are Proudly  
Manufactured in the U.S.A.